


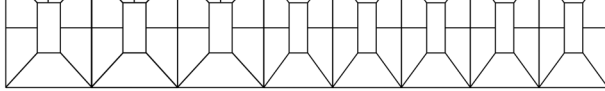
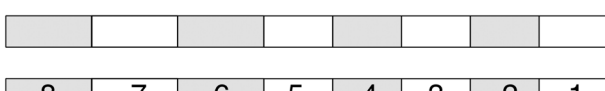



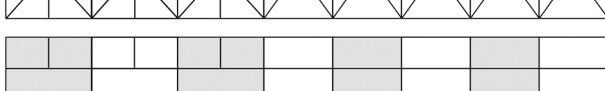






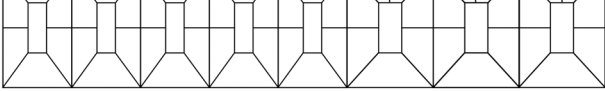




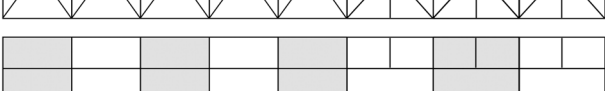



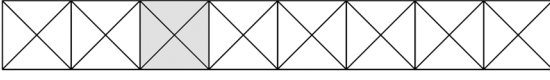
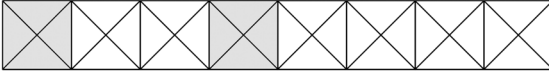
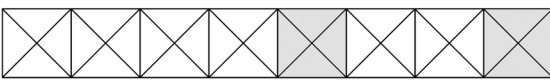
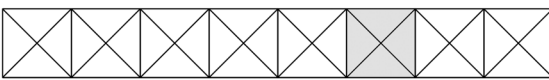
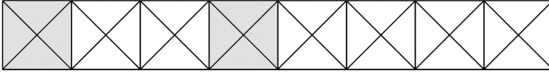

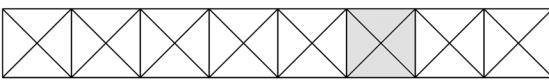

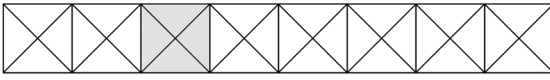
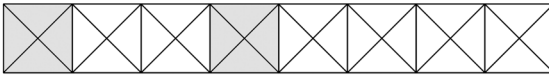

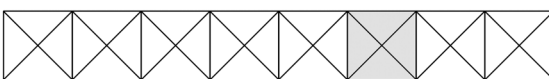
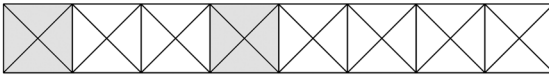

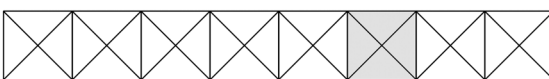



Annexe 62bis
Examen buccal parodontal 301372 - 301383 - Rapport standardisé

PATIENT: FICHER: DATE:

<p>FURC </p> <p>MOB </p> <p>REC </p> <p>BUCCAL </p> <p>PALATINAL </p> <p>REC </p> <p>8 7 6 5 4 3 2 1</p> <p>REC </p> <p>LINGUAL </p> <p>BUCCAL </p> <p>REC </p> <p>MOB </p> <p>FURC </p>	<p>FURC </p> <p>MOB </p> <p>REC </p> <p>BUCCAL </p> <p>PALATINAL </p> <p>REC </p> <p>1 2 3 4 5 6 7 8</p> <p>REC </p> <p>LINGUAL </p> <p>BUCCAL </p> <p>REC </p> <p>MOB </p> <p>FURC </p>
--	--

<p>% SAIGNEMENT</p> <p> 8 7 6 5 4 3 2 1</p> <p> 1 2 3 4 5 6 7 8</p> <p> 8 7 6 5 4 3 2 1</p> <p> 1 2 3 4 5 6 7 8</p>	<p> 1 2 3 4 5 6 7 8</p> <p> 24</p> <p> 1 2 3 4 5 6 7 8</p> <p> %</p>
<p>% PLAQUE</p> <p> 8 7 6 5 4 3 2 1</p> <p> 1 2 3 4 5 6 7 8</p> <p> 8 7 6 5 4 3 2 1</p> <p> 1 2 3 4 5 6 7 8</p>	<p> 1 2 3 4 5 6 7 8</p> <p> 24</p> <p> 1 2 3 4 5 6 7 8</p> <p> %</p>

DIAGNOSTIC :

PLAN DE TRAITEMENT :

REMARQUES :